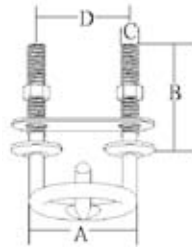


# OTHER DECK HARDWARE FITTINGS

## SKI TOW RING

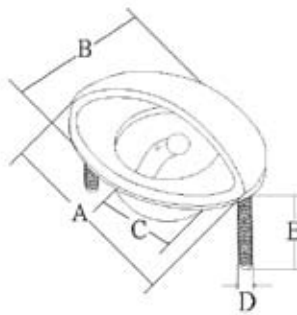
- 316 stainless steel
- Comes with backing plate and mounting hardware
- Welded and polished construction



Part No	A mm	B mm	C mm	D mm
M7-35-0019007	62 (2 7/16")	60 (2 3/8")	9 (3/8")	52 (2")
M7-35-0019008	89 (3 1/2")	79 (3 1/8")	12 (1/2")	76 (3")

## SKI TOW - HOODED

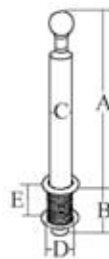
- 316 stainless steel
- Comes with backing plate and installation hardware
- Can accommodate your company logo



Part No	A mm	B mm	C mm	D mm	E mm
M7-35-9123701	92 (3 5/8")	62 (2 7/16")	50 (2")	8 (5/16")	53 (2 3/32")

## SKI TOW POST - MAGNETIC

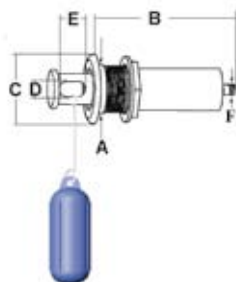
- Stainless steel
- Post features rotating bushing for ski line
- Post is held in socket by waterproof magnets



Part No	A mm	B mm	C mm	D mm	E mm
M7-35-9512936	305 (12")	102 (4")	38 (1 1/2")	44 (1 3/4")	73 (2 7/8")
M7-35-9512936-A	16 (5/8") Drain adapter				

## FLUSH POP-OUT SKI TOW FENDER CLEAT

- 316 stainless steel
- Backing washers included
- Installation nut included



Part No	A mm	B mm	C mm	D mm	E mm	F mm
M7-35-9512930	47.5 (1 7/8")	146 (5 3/4")	68 (2 11/16")	15 (5/8")	28.5 (1 1/8")	16 (5/8")

# OTHER DECK HARDWARE FITTINGS

## STAINLESS STEEL FLAG POLE - MAGNETIC

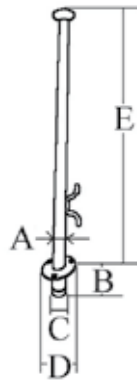
- Stainless steel
- Flush socket design
- Pole held in socket by waterproof marine grade magnets
- Suitable for both NA and EU standard flag sizes



Part No	Flag Size	A mm	B mm	C mm	D mm	E mm
M7-33-9507570-S	EU Std. up to 500 X 750 mm	25 (1")	N/A	N/A	N/A	968 (38")
M7-33-9507576	NA Std 16"	25 (1")	N/A	N/A	N/A	1029 (40.5)
M7-33-9507576-S	NA Std 29"	25 (1")	N/A	N/A	N/A	1029 (40.5)
M7-33-11532	NA Std 16"	25 (1")	N/A	N/A	N/A	813 (32")
M7-37-9507583	Flag pole socket	25 (1")	60 (2 1/6")	31 (1 1/4")	70 (2 3/4")	N/A
M7-37-9507583-A	16 mm (5/8") Drain socket					

## TEAK FLAG POLE SET - MAGNETIC

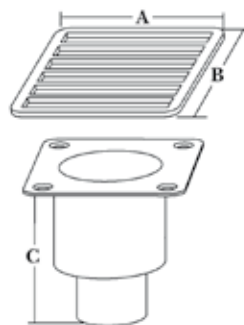
- Stainless steel socket with teak pole
- Flush socket design
- Pole held in socket by waterproof marine grade magnets
- Suitable for both NA and EU standard flag sizes



Part No	A mm	B mm	C mm	D mm	E mm
M7-33-9507564	25 (1")	69 (2 11/16")	31 (1 1/4")	70 (2 3/4")	700 (27 1/2")
M7-37-9507583-A	16 mm (5/8") Drain adapter-socket				

## COVERED VENT

- Nylon body with 316 stainless steel faceplate
- Cover features 3M tape for easy installation
- Nylon body for blower hose connections

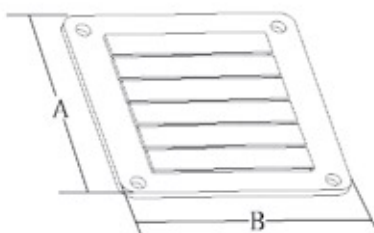


Part No	Model	A mm	B mm	C mm
M7-34-9319201	Shallow	127 (5")	122 (4 13/16")	58 (2 3/8")
M7-34-9319203	Deep	127 (5")	122 (4 13/16")	122 (4 13/16")

# OTHER DECK HARDWARE FITTINGS

## LOUVERED VENT

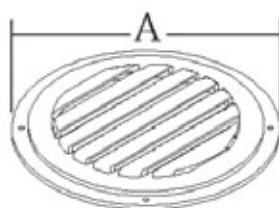
- 316 stainless steel
- Highly polished with smooth corners for a quality appearance



Part No	A mm	B mm	Thickness
M7-34-9023304	122 (4 13/16")	127 (5")	4 mm (1/8")

## ROUND VENT

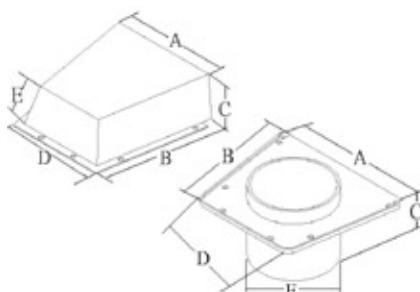
- 316 stainless steel



Part No	Model	A mm	Thickness
M7-34-8423026	4"	102 (4")	1mm (1/16")
M7-34-9023208	5"	127 (5")	1mm (1/16")

## FLANGED COWL VENT

- 316 stainless steel with nylon body

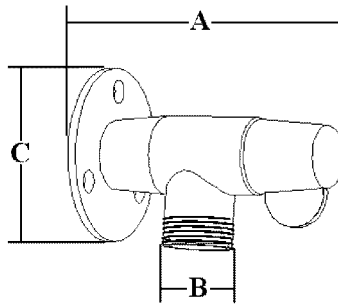


Part No	A mm	B mm	C mm	D mm	E mm
M7-34-9023204	118 (4 11/16")	120 (4 3/4")	45 (1 3/4")	108 (4 1/4")	30 (1 3/16")

# OTHER DECK HARDWARE FITTINGS

## COMPACT FAUCET

- 316 stainless steel
- Attractive compact design
- Simple to operate – ¼ turn for full open and close
- Flows six gallons per minute
- Accommodates 1/2" pipe fittings

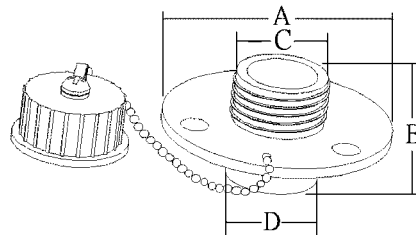


Note: For BSP thread add '-B' to the part number

Part No	A mm	B mm	C mm
M7-69-9004301	85 (3 5/16")	26 (1")	60 (2 3/8")

## WATER OUTLET

- 316 stainless steel
- Sealing cap is held by a retention cable
- Accommodates 1/2" pipe fittings

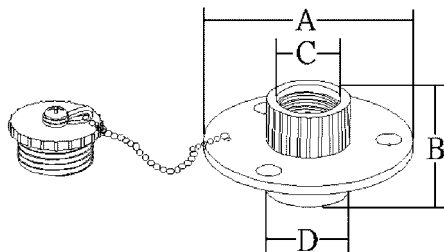


Note: For BSP thread add '-B' to the part number

Part No	A mm	B mm	C mm	D mm
M7-69-9004302	69 (2 3/4")	35 (1 3/8")	27 (1 1/16")	25 (1")

## WATER INLET

- 316 stainless steel
- Comes with captured stainless steel sealing cap and chain
- Sealing cap is held by a retention cable
- Uses standard water hose thread
- Accommodates 1/2" pipe fittings



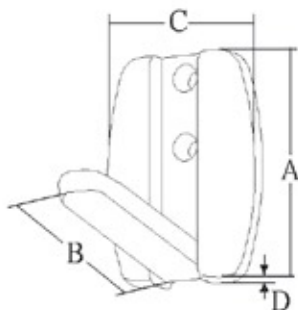
Note: For BSP thread add '-B' to the part number

Part No	A mm	B mm	C mm	D mm
M7-69-9004305	69 (2 3/4")	35 (1 3/8")	24 (15/16")	25 (1")

# OTHER DECK HARDWARE FITTINGS

## FOLDING COAT HOOK

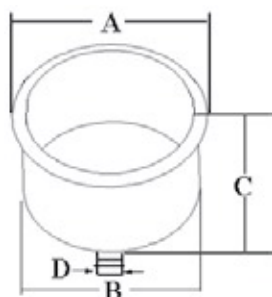
- 316 stainless steel
- Brightly polished finish
- Suitable for areas with limited space
- Spring loaded design



Part No	A mm	B mm	C mm	D mm
M7-69-9014201	50 (2")	50 (2")	28 (1 1/8")	10 (3/8")

## CUP HOLDER

- 304 stainless steel
- Flush drink holder with or without drain barb
- 95mm (3-3/4") installation hole is required

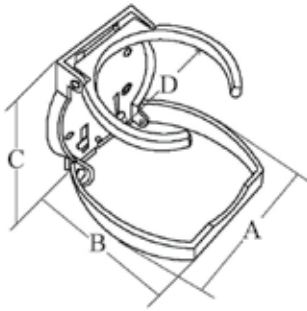


Part No	Model	A mm	B mm	C mm	D mm
M7-62-9123735	W/O Drain Barb	109 (4 1/4")	95 (3 3/4")	83 (3 1/4")	-
M7-62-9123736	W/ Drain Barb	109 (4 1/4")	95 (3 3/4")	83 (3 1/4")	6.3 (1/4")

# OTHER DECK HARDWARE FITTINGS

## FOLDABLE CUP HOLDER

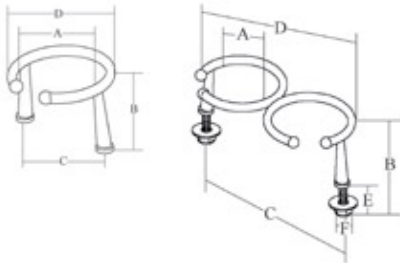
- Nylon body with 304 stainless steel cover
- Folds flat when not in use



Part No	Model	A mm	B mm	C mm	D mm
M7-62-9511715	White	95 (3 3/4")	93 (3 5/8")	92 (3 5/8")	70 (2 3/4")
M7-62-9511716	Black	95 (3 3/4")	93 (3 5/8")	92 (3 5/8")	70 (2 3/4")

## CUP RING HOLDER

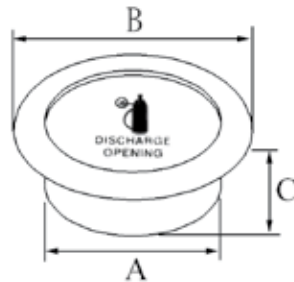
- 304 stainless steel
- Available both with screw and studded mounting options



Part No	Model	A mm	B mm	C mm	D mm	E mm	F mm
M7-62-9511470	Screw/Single	88 (3 1/2")	70 (2 3/4")	105 (4 1/8")	106 (4 3/16")	-	-
M7-62-9511472	Screw/Double	88 (3 1/2")	70 (2 3/4")	210 (8 1/4")	217 (8 1/2")	-	-
M7-62-9511474	Stud/Single	88 (3 1/2")	120 (4 3/4")	105 (4 1/8")	106 (4 3/16")	51 (2")	6 (1/4")
M7-62-9511476	Stud/Double	88 (3 1/2")	120 (4 3/4")	210 (8 1/4")	217 (8 1/2")	51 (2")	6 (1/4")

## FIRE GATE

- Nylon body with stainless steel cover and acrylic lens
- Enables inspection of the engine room without opening the engine access door
- In case of fire, extinguisher nozzle can be pushed through the lens

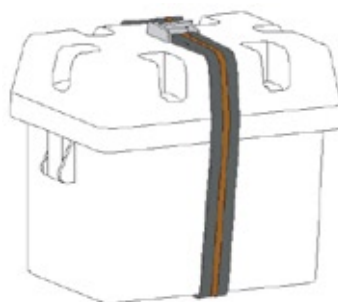


Part No	A mm	B mm	C mm
M7-34-9323290	50 (2")	70 (2 3/4")	29 (1 1/8")

# OTHER DECK HARDWARE FITTINGS

## BATTERY HOLD DOWN STRAP KIT

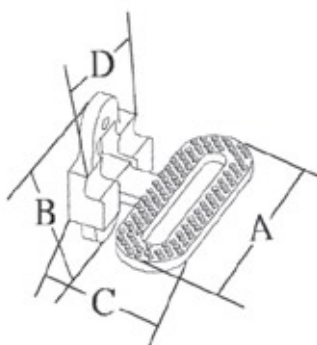
- 316 stainless steel with nylon strap
- Suitable for batteries and portable tanks



Part No	Length	Webbing
M7-81-9003227	96cm (38")	25mm (1")

## FOLDING STEP

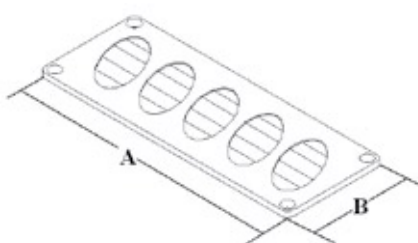
- 316 stainless steel
- Spring loaded design
- Folds flat when not in use



Part No	A mm	B mm	C mm	D mm
M7-44-8414003	111 (4 3/8")	126 (5")	100 (4")	48 (1 7/8")

## DECK STEP

- 304 stainless steel
- Non-slip design

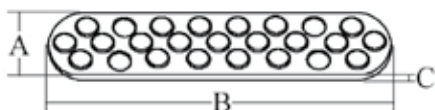


Part No	Type	A mm	B mm
M7-44-9216650	Rectangular	213 (8 3/8")	57 (2 1/4")
M7-44-9216651	Oval	224 (8 13/16")	86 (3 3/8")

# OTHER DECK HARDWARE FITTINGS

## STEP PLATE

- 316 stainless steel
- Non-slip design



Part No	A mm	B mm	C mm
M7-44-9416732	40 (1 1/2")	180 (7 1/8")	4 (5/32")