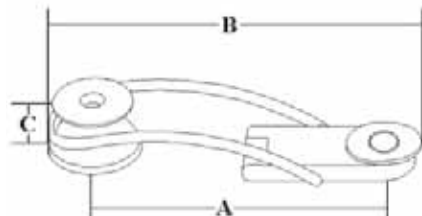



ACCESS HARDWARE

M5 Draw Latch · Stainless steel

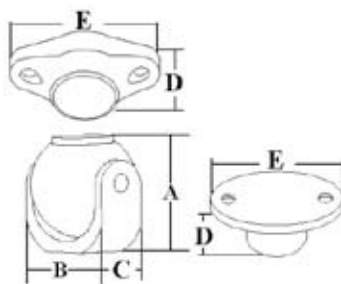


DRAW LATCH

- 316 stainless steel
- Available with or without locking
- Locking version replacement key number M7-88-9121324-S

Part No	Model	A mm	B mm	C mm
M7-63-9121590	W/O Lock	75 (3")	94 (3 3/4")	13 (1/2")
M7-63-9121592	W/ Lock	75 (3")	94 (3 3/4")	13 (1/2")

M5 Magnets · Stainless steel



MAGNETIC DOOR & WINDOW HOLDER - STAINLESS STEEL

- 316 stainless steel
- Holder can be adjusted to any desired angle
- Magnet shrouded in stainless steel to withstand the marine environment
- Available with various holding powers

Part No	Mag. Size		A mm	B mm	C mm	D mm	E mm	Holding Power
	Ball	Strike						
M5-70-051-8	20x15	Proud 20x10	34 (1 5/16")	34 (1 5/16")	19 (3/4")	15 (19/32")	46 (1 13/16")	3.5Kgs
M5-70-052-8	20x15	Proud 30x15	34 (1 5/16")	34 (1 5/16")	19 (3/4")	19 (3/4")	70 (2 3/4")	5.4Kgs
M5-70-054-8	20x15	Flush 30x15	34 (1 5/16")	34 (1 5/16")	19 (3/4")	19 (3/4")	57 (2 1/8")	5.4Kgs
M5-70-072-8	30x15	Proud 30x15	48 (1 29/32")	48 (1 29/32")	27 (1 3/32")	19 (3/4")	70 (2 3/4")	10.6Kgs
M5-70-053-8	20x15	Flush 20x10	34 (1 5/16")	34 (1 5/16")	19 (3/4")	13 (9/16)	57 (2 3/16)	3.8Kgs

