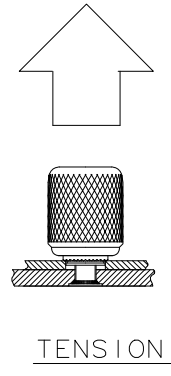
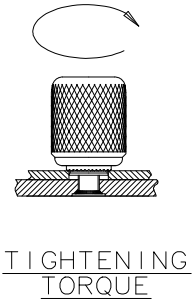
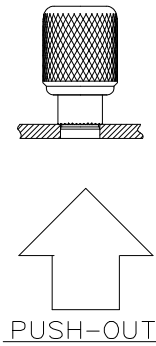


SOUTHCO PERFORMANCE GUIDELINES

THE PERFORMANCE GUIDELINES SHOWN ON THIS PAGE ARE SUPPLIED AS A GENERAL GUIDE ONLY, AS CONDITIONS VARY WITH EACH APPLICATION AND METHOD OF INSTALLATION. STRENGTH DATA GIVEN IS FOR FAILURE OF THE PRODUCT OR FOR SUFFICIENT DEFORMATION TO MAKE PRODUCT INOPERABLE. NO SAFETY FACTOR HAS BEEN APPLIED. IT IS RECOMMENDED THAT THE USER REQUEST A PRODUCT SAMPLE FOR TESTING TO DETERMINE THE SUITABILITY OF THE PRODUCT FOR THE PURPOSE INTENDED AND USER'S PARTICULAR APPLICATION.

REV A	DATE 09APR2002	DRAWN/CHKD GDM	DESCRIPTION UPDATE FORMAT	No. N7 CAPTIVE NUT ASSEMBLIES	DATE 05JUL95	DRAWN DAZ	CHKD	SCALE NTS	DRAWING NUMBER TD-N7-1-J
				THIRD ANGLE PROJECTION					
				A PAPER SIZE					



ASSEMBLY PART NUMBER	SCREW SIZE	INSTALLATION LOAD ^① N (LBS)	PUSH-OUT LOAD N (LBS)	ULTIMATE TIGHTENING TORQUE ^② N-cm (in-lbs)	ULTIMATE TENSILE LOAD ^② N (LBS)
N7- $\frac{1}{5}$ -XY	M3 4-40	8900 (2000)	400 (90) ⑤	73.4 (6.5)	1543 (347)
N7-62-XY	6-32	8200 (1850)	440 (100)	107.1 (9.5)	3013 (677)
N7- $\frac{2}{7}$ -XY	M4 8-32	12400 (2800)	600 (135)	206.9 (18.3)	3501 (787)
N7- $\frac{3}{8}$ -XY	M5 10-32	12400 (2800)	490 (110) ④	368.7 (32.6)	4244 (954)
N7- $\frac{4}{9}$ -XY	M6 1/4 -20	14000 (3150)	820 (185)	500.7 (44.3)	6905 (1552)

- 1 ASSEMBLIES WERE INSTALLED AND TESTED IN .048" THICK STEEL PANELS, RB-47.
- 2 FAILURE OCCURRED IN THE STRIPPING OF THE KNOB THREADS. ASSEMBLIES WERE TESTED AT MINIMUM THREAD ENGAGEMENT.
- 4 FAILURE OCCURRED IN THE ASSEMBLY PUSHING OUT OF THE PANEL. ASSEMBLIES WERE TESTED AT MINIMUM THREAD ENGAGEMENT.
- 5 FAILURE OCCURRED IN THE KNOB UNCRIMPING FROM THE FERRULE.

southco®

REF: N7-04

PROPRIETARY ITEM - EXCEPT FOR USES EXPRESSLY GRANTED IN WRITING, INFORMATION DISCLOSED HEREON IS CONFIDENTIAL AND ALL RIGHTS PATENT AND OTHERWISE ARE RESERVED BY SOUTHCO, INC.